



**BrainDumps  
Collection**

# Oracle

## 1Z0-591 Exam

**Oracle Business Intelligence Foundation Suite 11g Essentials**

**Thank you for Downloading 1Z0-591 exam PDF Demo**

You can also try our 1Z0-591 practice exam software

**Download Free Demo**

<https://www.braindumpscollection.com/1Z0-591.html>

**DEMO  
VERSION**

(LIMITED CONTENT)

**Questions  
& Answers**

---

**Question: 1**

---

When a customer wants to get sales numbers by day, how is data stored in the Star Schema, if the data is loaded nightly?

- A. The lowest level of aggregation
- B. The highest level of aggregation
- C. Multiple levels of aggregation
- D. Independently from aggregation level

---

**Answer: B**

---

Explanation:  
Aggregated by days.

---

**Question: 2**

---

The highest sales amount for this year is \$10,000. If you create a rank measure for sales this year and display it on a report, the value will be \_\_\_\_\_.

- A. \$10,000
- B. 0
- C. 1
- D. Year

---

**Answer: C**

---

Explanation:  
The rank measure is numbered from 1. The highest sales amount will be ranked 1.

---

**Question: 3**

---

Which two components are required for all OBIEE installations?

- A. Admin Server
- B. RCU Schema
- C. Managed Server
- D. Node Manager
- E. Oracle 11g

---

**Answer: B,E**

---

Explanation:  
B: Before you can run Oracle Business Intelligence 11g Installer, you must first create required Oracle

Business Intelligence schemas in an unhardened database. You use a tool called the Repository Creation Utility (RCU) to create these schemas with the appropriate permissions and data.

E: The database 11gR2 is required if you want to run the Oracle Business Intelligence Enterprise Edition Plus Samples One Oracle Database Preinstalled and not hardened to host the schemas.

---

**Question: 4**

---

The administration tool is the developer's interface to the repository file. It allows the development of and changes to the metadata repository file. Which statement is true?

- A. Changes to the repository can only be carried out in offline mode.
- B. Multiple developers can work on one repository at the same time. Results can be merged later on.
- C. All aspects of security are being held in the repository file.
- D. Opening the rpd.file in online mode results in performance issues for the application user.

---

**Answer: B**

---

Explanation:

The Oracle BI repository development process adheres to the classic Software Configuration Management (SCM) process, which utilizes a three-way merge to manage concurrent development.

The merge process involves three repositories:

In a multiuser environment (MUDE), Developers check out the file and make changes locally. Then, these changes are automatically reconciled and merged into the master repository.

---

**Question: 5**

---

Which installation option is used to install into an existing Fusion Middleware Home?

- A. Software Only Install
- B. Simple Install
- C. Enterprise Install
- D. Cannot install into an existing Fusion Middleware Home

---

**Answer: A**

---

Explanation:

The Software Only Install type installs the Oracle Business Intelligence software binary files in an Oracle home for later configuration as part of a Fusion Middleware deployment.

---

**Question: 6**

---

What are the two methodologies that are followed within an OBIEE implementation?

- A. Do not use prototypes
- B. Use an iterative approach
- C. Start with a small model and then enhance the repository

D. Start with a big repository and trim it down with the requirements

---

**Answer: B,C**

---

---

**Question: 7**

---

Which option describes how OBIEE Integrates with Planning?

- A. OBIEE primarily accesses Planning using standard Essbase integration techniques.
- B. OBIEE provides complete access to all Planning data through the Analytic Data Model (ADM) layer.
- C. Planning is not a supported OBIEE source.
- D. OBIEE integrates with Planning directly through relational database access.

---

**Answer: A,B**

---

Explanation:

A:

\* Combining Relational and OLAP Data Sources: Oracle's Common Enterprise Information Model allows users to combine data from a relational system and an OLAP source in a single calculation. For example, a user can compare sales forecasts from an Oracle CRM System with budget data from an Oracle Essbase planning application. To clients of the Common Enterprise Information Model, the forecast and budget data appear to be from the same logical source.

\* The Essbase server provides advanced multi-user read and write capabilities, including data update and multi-user recalculation. Business users with front-end tools can write data back to a server and recalculate the data on a server using calculation scripts—key functionality to support sophisticated modeling and planning applications.

\* Using aggregate storage, Essbase serves a wide range of analytic needs—financial analysis, planning, budgeting, sales analysis, marketing analysis, supply-chain analysis, and profitability analytics—all from a single analytic infrastructure.

B:

Note: The Analytic Data Model (ADM) is an API used to access OLAP data and metadata. ADM is similar to JDBC, providing a single common API that hides most differences between OLAP data sources.

Note 2: Data model for business intelligence

The most important component of business intelligence is the concept of 'data model'. data model determine what kind of analysis that end user could do with the data. It is also an independent concept that could span across different vendor's product.

Unlike data model of the transaction system, the typical analytic data model is often denormalized and store extra data for analytic query and better query performance while transaction data model use is often normalized and optimized for a few data read and write, which is implemented by joining many tables.

The most common used analytic data model in business intelligence is call the 'Star schema' data model.

With the Oracle business intelligence system, We could define star schema and dimension data model in the 'logical layer' in the admin tools. The data model in OBIEE could span different data source in physical layer, which means OBIEE have the capability of building one logical data model which is actually connect to different database in the backend

---

**Question: 8**

---

What is an example of a Session Variable?

- A. ETL Load Date
- B. User Organization
- C. OLAP DSN
- D. Top Customers by Revenue

---

**Answer: B**

---

Explanation:

Note 1: There are four types of variables that you can use:

Session

Repository

Presentation

Request

Note 2: Session Variables

A session variable is a variable that is initialized at login time for each user. When a user begins a session, the Oracle BI Server creates a new instance of a session variable and initializes it.

There are as many instances of a session variable as there are active sessions on the Oracle BI Server. Each instance of a session variable could be initialized to a different value.

There are two types of session variables:

System — A session variable that the Oracle BI Server and Oracle BI Presentation Services use for specific purposes.

System session variables have reserved names that cannot be used for other kinds of variables (such as static or dynamic repository variables and non-system session variables).

Non-system — A system variable that the administrator creates and names. For example, the administrator might create a SalesRegion non-system variable that initializes the name of a user's sales region.

The administrator creates non-system session variables using the Oracle BI Administration Tool.

---

**Question: 9**

---

Which option is used to enter the rank function when creating a new rank measure?

- A. Initialization Block
- B. Expression Builder
- C. Connection Pool
- D. Web Catalog

---

**Answer: B**

---

Explanation:

Example (see step 4 and 5 below): Getting Top-N Sales Reps for Year and Year-1

1. Under the "Business Model and Mapping" Layer, right click the "F1 Revenue" and select "New

Object" -> "Logical Column..."

2. In the "Logical Column" Window give for Name: Year Ago Revenue as seen below:

Logical Column - Year Ago Revenue

General | Column Source | Aggregation | Levels

Name: Year Ago Revenue (UNKNOWN)

Belongs to Table: "Sample Sales"."F1 Revenue" ☐ Writeable

Sort order column:

None Set... Clear

Descriptor ID column:

None Set... Clear

Description:

OK Cancel Help

<http://obiee2go.files.wordpress.com/2012/05/hfhgdgibj.png>

3. Goto the "Column Source" Tab and select "Derived from existing columns using an expression" radio button then click on the "Edit Expression" icon.

4. Enter the following expression in the "Expression Builder" Window by selecting "Functions" in the "Category:" list, "Time Series Functions" in the "Functions:" list then "Ago" "Time Series Functions:" section.

5. Select the "<<Measure>>" in the "Ago( )" function, then select "Logical Tables" in the "Category:" list, "F1 Revenue" in the "Logical Tables:" list, then double click the "Revenue" in the "Columns:" list. Etc.

## Question: 10

Query limits tab can be accessed through\_\_\_\_\_.

- A. Security Manager, Query tab, Application role dialog box, Permissions
- B. Security Manager, Application Roles tab, Query dialog box, Permissions

- C. Security Manager, Application Roles tab, Application role dialog box, Permissions
- D. Security Manager, Application Roles tab, Application role dialog box, Query Properties

---

**Answer: C**

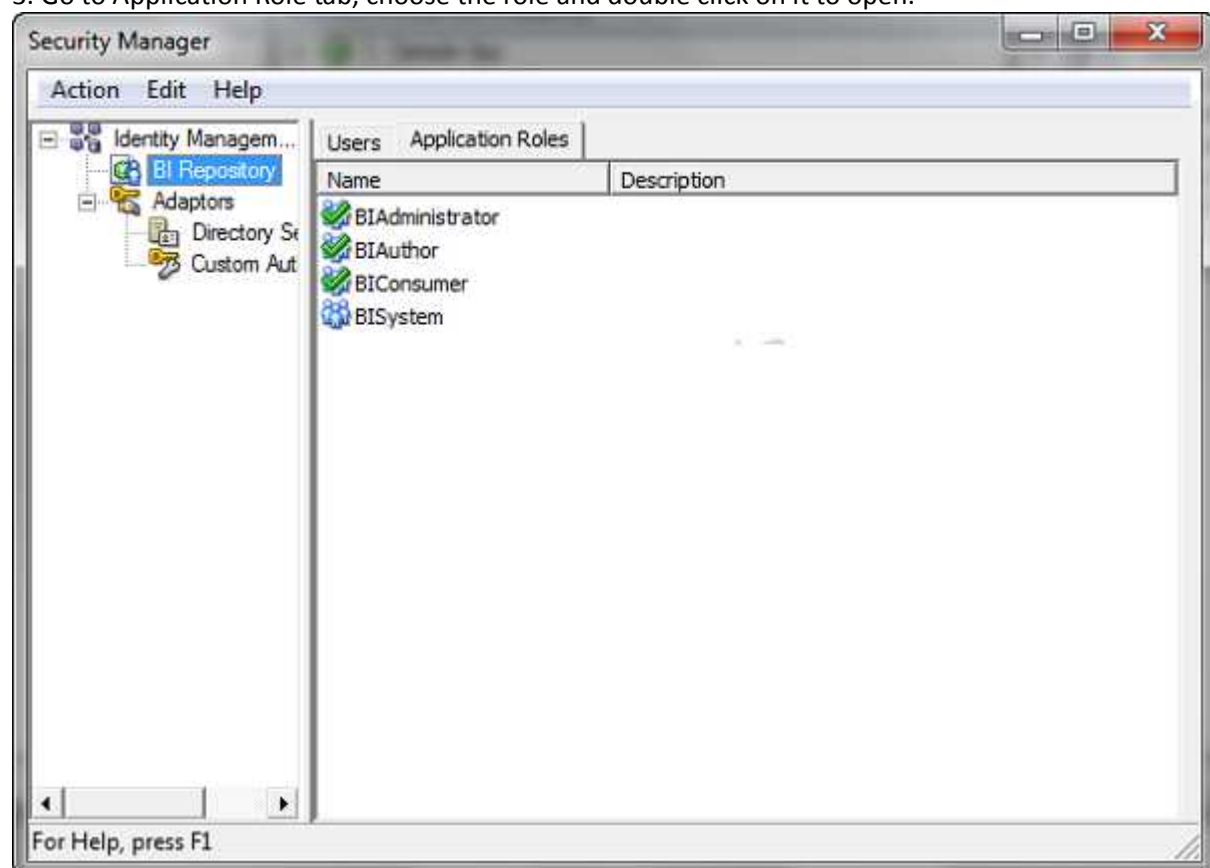
---

Explanation:

Query environment can be managed by setting query limits (governors) in the Repository (RPD) for particular Application Roles. You should always set query limits for particular application roles rather than for individual users.

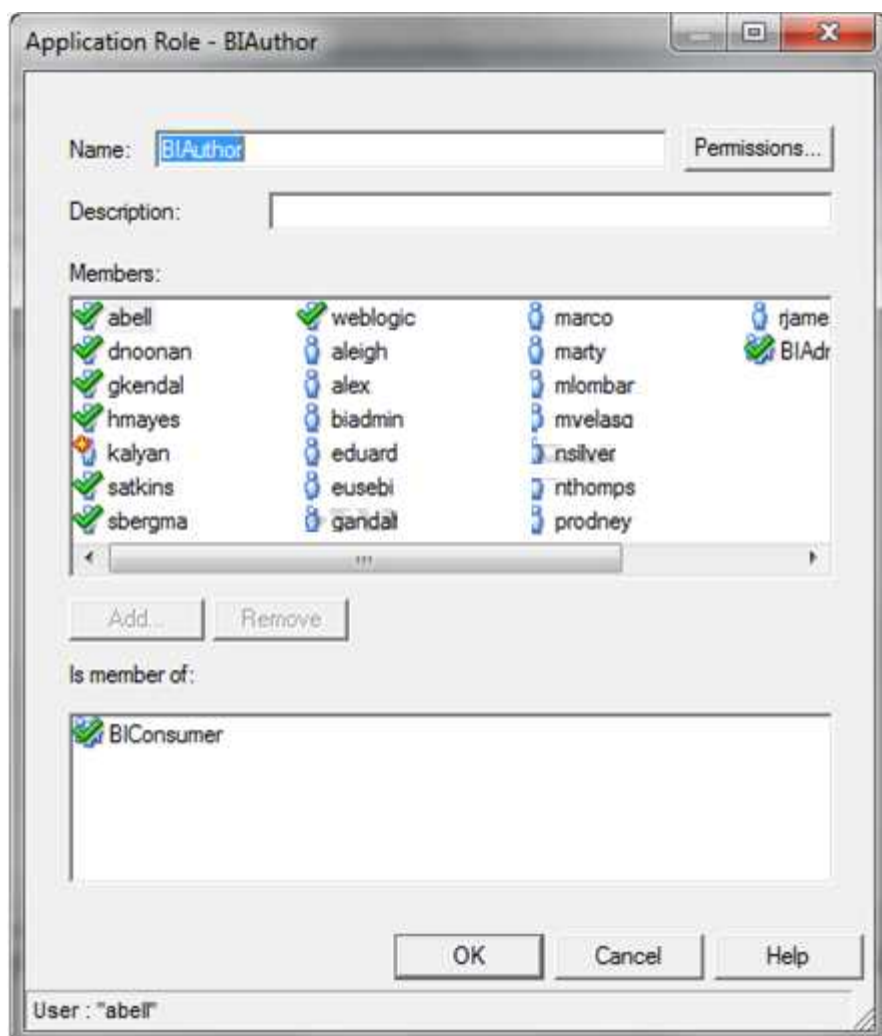
Steps:

1. Login to Repository using OBIEE Admin Tool
2. Navigate to Manage > Identity
3. Go to Application Role tab, choose the role and double click on it to open.



<http://123obi.com/wp-content/uploads/2011/04/25-04-2011-10-25-38.png>

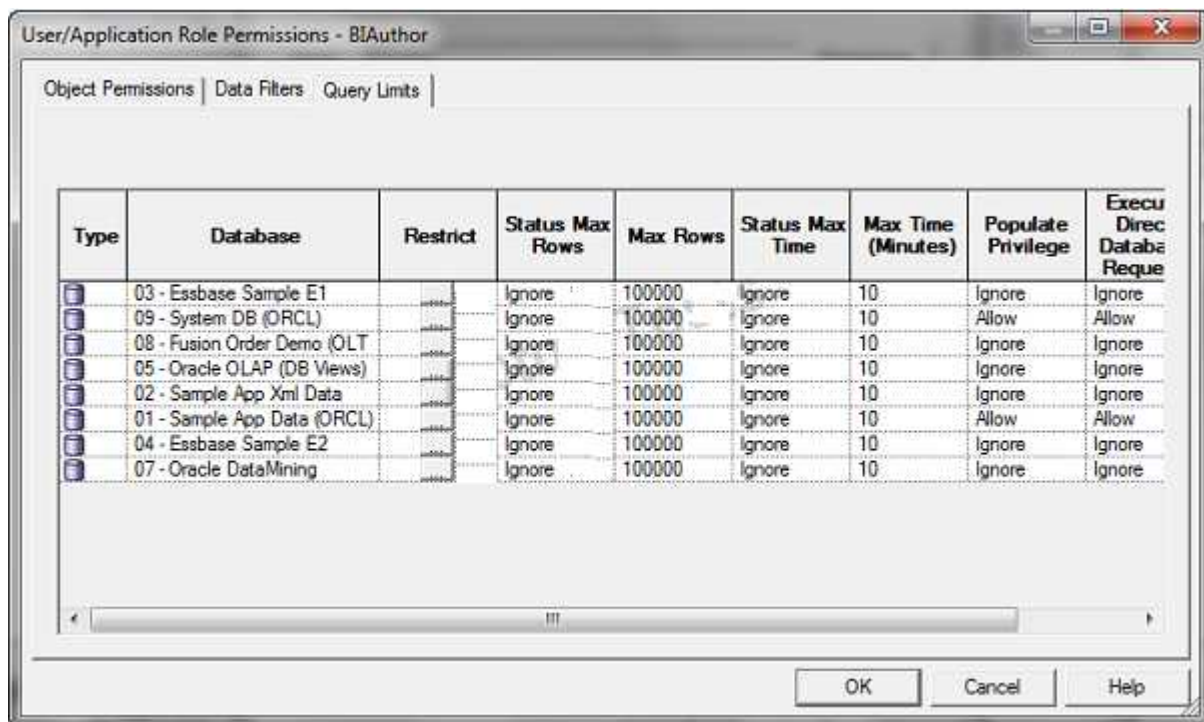
4. Click on Permissions tab



<http://123obi.com/wp-content/uploads/2011/04/25-04-2011-10-26-13.png>

5. Set the Query Limits. You can limit queries by the number of rows received, by maximum run time, and by restricting to particular time periods. You can also allow or disallow direct database requests or the Populate privilege.





<http://123obi.com/wp-content/uploads/2011/04/25-04-2011-10-26-45.png>

**Thank You for trying 1Z0-591 PDF Demo**

To try our 1Z0-591 practice exam software visit link below

<https://www.braindumpscollection.com/1Z0-591.html>

## Start Your 1Z0-591 Preparation

Use Coupon "20OFF" for extra 20% discount on the purchase of Practice Test Software. Test your 1Z0-591 preparation with actual exam questions.