



BrainDumps
Collection

HP

HP0-Y52 Exam

Applying HP FlexNetwork Fundamentals

Thank you for Downloading HP0-Y52 exam PDF Demo

You can also try our HP0-Y52 practice exam software

Download Free Demo

<https://www.braindumpscollection.com/HP0-Y52.html>

DEMO
VERSION

(LIMITED CONTENT)

Questions
& Answers

Version: 9.0

Question: 1

An HP Comware switch should send messages to an SNMP server when various events occur. What is one step in the configuration of this feature?

- A. Enable SSH on the switch, and create a user account to match settings on the SNMP server.
- B. Set the SNMPv2 read-write community string to match the string on the SNMP server.
- C. Enable logging to the console globally.
- D. Specify an SNMP trap server with the SNMP server IP address and community string.

Answer: D

Question: 2

Exhibit1.

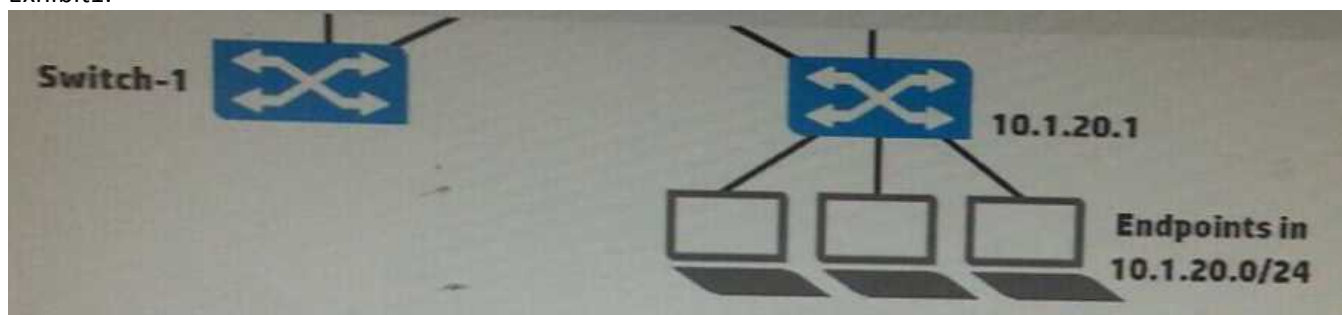


Exhibit 2

```
Switch-1(config)# show ip route
```

IP Route Entries						
Destination	Gateway	Vlan	Type	Sub-Type	Metric	Dist.
10.0.1.0/24	VLAN101	101	connected		1	0
10.0.2.0/24	VLAN201	201	connected		1	0
10.1.10.0/24	VLAN10	10	connected		1	0
10.1.20.0/24	10.0.1.1	101	static		1	1
127.0.0.0/8	reject		static		0	0
127.0.0.1/32	lo0		connected		1	0

A network administrator wants to create a backup IP route to 10.1.20.0/24 on Switch-1. The backup route should use Link 2, and it should only be used if Link 1 is down. What is the correct setup to accomplish this?

- A. an IP route through 10.0.2.2 with administrative distance 1
- B. an IP route through 10.1.20.1 with administrative distance 1

- C. an IP route through 10.0.2.2 with administrative distance 10
- D. an IP route through 10.1.20.1 with administrative distance 10

Answer: D

Question: 3

Refer to the exhibit.

```
Provision-1(config)# show spanning-tree 1,19,21 instance ist
<-output omitted->
```

Port	Type	Cost	Priority	Role	State	Designated Bridge
1	100/1000T	20000	128	Designated	Forwarding	d4c9ef-851680
19	100/1000T	20000	128	Root	Forwarding	d07e28-cec94f
21	100/1000T	20000	128	Alternate	Blocking	d07e28-ced31e

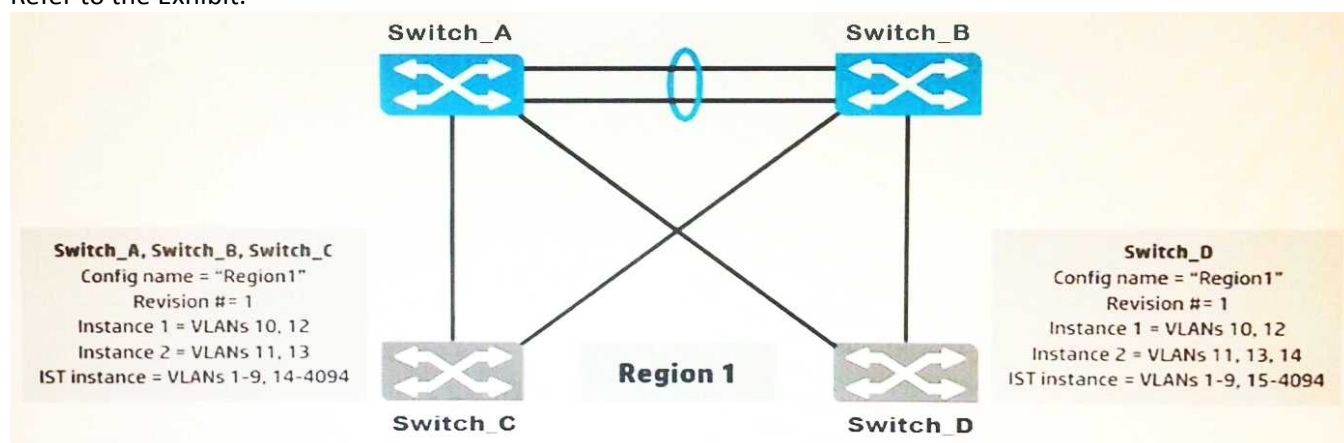
This switch currently assigns all VLANs to Multiple Spanning Tree Protocol (MSTP) instance 0 or the Internal Spanning Tree (IST). Which statement correctly describes interface 21?

- A. The interface is down at Layer 2; it is not available for sending or receiving any traffic.
- B. The interface is an edge port but has received Bridge Protocol Data Units (BPDUs), so it is disabled.
- C. The interface does not forward or accept data traffic, but it is ready to start forwarding if interface 19 fails.
- D. The interface does not support spanning tree; it is possible that it will introduce a loop in the network.

Answer: C

Question: 4

Refer to the Exhibit.



Originally, all four switches had the same region configuration. VLAN 14 was added to Switch_D and then mapped to instance 2. How does this affect the Multiple Spanning Tree Protocol (MSTP) topology?

- A. Load sharing is lost; one of the uplinks is blocked for all traffic on Switch_D.
- B. All connectivity is lost; both uplinks are blocked on Switch_D.
- C. A Layer 2 loop exists and will cause sporadic connectivity issues.
- D. Load sharing is lost; one of the uplinks is blocked for all traffic on Switch_C and Switch_D.

Answer: B

Question: 5

Refer to the Exhibit.

```
dhcp server ip-pool 1
  network 10.1.12.0 mask 255.255.255.0
  gateway-list 10.1.12.1
#
user-group system
#
interface NULL0
#
interface vlan-interface1
  ip address 10.1.1.2 255.255.255.0
#
interface vlan-interface12
  ip address 10.1.12.2 255.255.255.0
#
dhcp server ping timeout 750
dhcp server ping packets 2
```

A network administrator has configured an HP Comware switch to act as the DHCP server for VLAN 12, but the switch is not responding to clients' DHCPDISCOVER messages. Based on the exhibit, what is the problem with the DHCP configuration?

- A. DHCP is not enabled globally on the switch.
- B. DHCP relay is not enabled on VLAN 12.
- C. DHCP server is not enabled on VLAN 12.
- D. DHCP server ping timeout setting is set too high.

Answer: A

Question: 6

Refer to the Exhibit.

```
<Comware> display link-aggregation verbose bridge-aggregation 2
```

```
Loadsharing Type: Shar -- Loadsharing, NonS -- Non-Loadsharing
Port Status: S -- Selected, U -- Unselected
Flags: A -- LACP_Activity, B -- LACP_Timeout, C -- Aggregation,
       D -- Synchronization, E -- Collecting, F -- Distributing,
       G -- Defaulted, H -- Expired
```

```
Aggregation Interface: Bridge-Aggregation2
Aggregation Mode: Dynamic
Loadsharing Type: Shar
System ID: 0x8000, 000f-e267-6c6a
```

```
Local:
```

Port	Status	Priority	Oper-Key	Flag
GE1/0/3	S	32768	2	{ACDEF}
GE1/0/4	S	32768	2	{ACDEF}

```
Remote:
```

Actor	Partner	Priority	Oper-Key	SystemID	Flag
GE1/0/3	32	32768	2	0x800, 000f-e267-57ad	{ACDEF}
GE1/0/4	26	32768	2	0x800, 000f-e267-57ad	{ACDEF}

Examine the output from the Comware command shown in the exhibit. Based on the flag of ACDEF, what is the status of the aggregated link?

- A. Static LACP link aggregation is configured, and the aggregated link is operational with load sharing not being performed.
- B. Static link aggregation is configured, and the aggregated link is operational with load sharing being performed.
- C. Static LACP link aggregation is configured, and the aggregated link is operational with load sharing being performed.
- D. Static link aggregation is configured, and the aggregated link is operational with load sharing not being performed.

Answer: B

Question: 7

A network administrator enters this command on an HP Comware switch:

```
<Comware> save
```

In interactive mode, the administrator is prompted to save to a file named config.cfg and confirms the save. What is the effect of these actions?

- A. The current configuration is saved to config.cfg on a TFTP server but is not used for the startup-config.
- B. The startup-config, rather than the correct configuration, is saved to config.cfg on a TFTP server.
- C. The current configuration is saved to config.cfg in the flash but is not used for the startup-config.

D. The current configuration is saved to config.cfg in the flash and is used for the startup-config.

Answer: D

Question: 8

A customer is implementing a network using HP ProVision switches. Which default setting applies to the ProVision switches?

- A. All ports are disabled.
- B. Routing is enabled.
- C. Telnet is enabled.
- D. A static IP address is assigned to VLAN 1.

Answer: C

Question: 9

A company needs a two-member Intelligent Resilient Framework (IRF) virtual switch. The network administrator is configuring IRF member 2 that will connect to port 1/1 on IRF member 1. What is the correct IRF port ID for member 2?

- A. 1/2
- B. 2/2
- C. 1/1
- D. 2/1

Answer: B

Question: 10

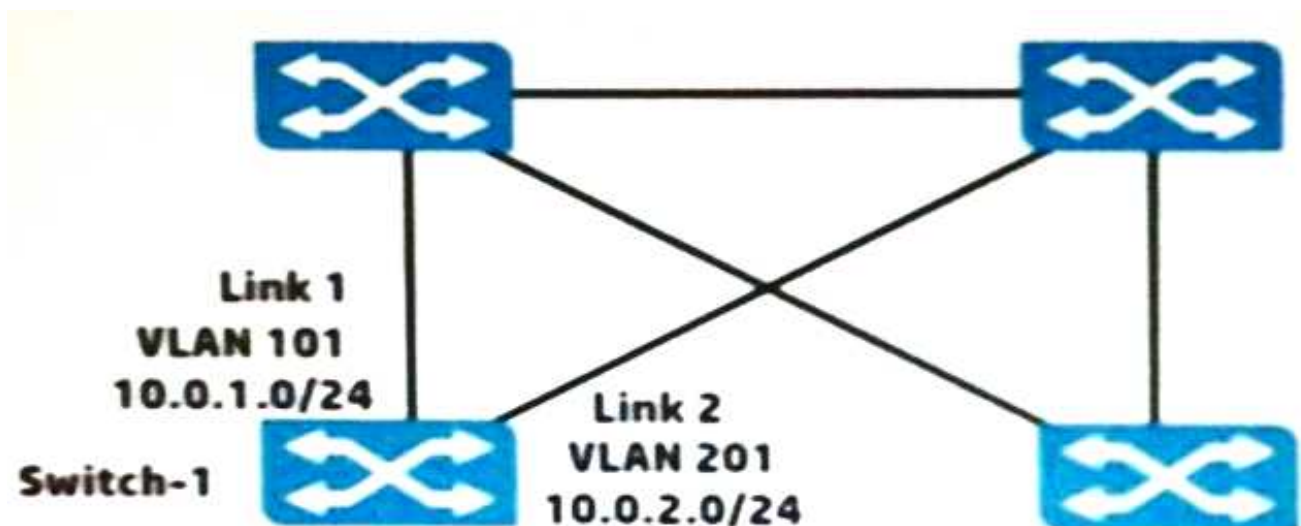
A customer wants to implement multiple links between a server and a single HP Comware switch in order to increase the amount of bandwidth for more throughput. Which feature should the network administrator implement to accomplish this?

- A. MSTP
- B. IRF
- C. link aggregation
- D. MIMO

Answer: B

Question: 11

Refer to the exhibit.



Switch-1 is an HP ProVision switch.

A network administrator wants Switch-1 to run Open Shortest Path First (OSPF) and create neighbor relationship on Links 1 and 2. What should the administrator do to accomplish this?

- A. Access the VLAN context for the VLANs assigned to Links 1 and 2, and enable OSPF.
- B. Access the global configuration context, and create OSPF routes to 10.0.1.0/24 and 10.0.2.0/24.
- C. Access the physical interface context for the Link 1 and 2 ports, and enable OSPF.
- D. Access the OSPF area 0 context and specify the networks on Links 1 and 2 (10.0.1.0 0.0.0.255 and 10.0.2.0 0.0.0.255).

Answer: B

Question: 12

A network administrator configures this command on an HP ProVision switch:

```
vlan 30 ip helper-address 10.0.3.253
```

The switch is able to ping 10.0.3.253. After the administrator configures the command, users in VLAN 30 report that their PCs fail to acquire addresses using DHCP.

What should the administrator ensure?

- A. that the switch is configured with a dynamic IP routing protocol
- B. that the switch has DHCP relay functions enabled
- C. that the switch has DHCP server functions enabled
- D. that the switch has an IP address on VLAN 30

Answer: A

Thank You for trying HP0-Y52 PDF Demo

To try our HP0-Y52 practice exam software visit link below

<https://www.braindumpscollection.com/HP0-Y52.html>

Start Your HP0-Y52 Preparation

Use Coupon "20OFF" for extra 20% discount on the purchase of Practice Test Software. Test your HP0-Y52 preparation with actual exam questions.